

AREL LED

Downlight fitting

IP
65/20

ultra
SLIM
panel

HIGH
quality

[V] 220-240 AC	[Hz] 50/60	≥15000	[h] 30000	ellipse ≤ 6x Nachdam	Ra ≥80	SMD
		IP 65/20		5±25		
0,75-1,5	0,5m	CE	EAC			



AREL LED D 20W

		[W]		[lm]	[°]	Tc [K]
AREL LED DO 6W-NW	29580	6	white	410	120	4000
AREL LED DO 6W-WW	29581	6	white	400	120	3000
AREL LED DL 6W-NW	29582	6	white	410	120	4000
AREL LED DL 6W-WW	29583	6	white	400	120	3000
AREL LED DO 10W-NW	29584	10	white	830	120	4000
AREL LED DO 10W-WW	29585	10	white	730	120	3000
AREL LED DL 10W-NW	29586	10	white	830	120	4000
AREL LED DL 10W-WW	29587	10	white	730	120	3000
AREL LED DO 14W-NW	29588	14	white	1150	120	4000
AREL LED DO 14W-WW	29589	14	white	1000	120	3000
AREL LED DL 14W-NW	29590	14	white	1150	120	4000
AREL LED DL 14W-WW	29591	14	white	1000	120	3000
AREL LED DO 20W-NW	29592	20	white	1710	120	4000
AREL LED DO 20W-WW	29593	20	white	1450	120	3000
AREL LED DL 20W-NW	29594	20	white	1710	120	4000
AREL LED DL 20W-WW	29595	20	white	1450	120	3000



Kanlux AREL LED is a new family of downlights which do not have frame. High tightness class IP65/20 and exceptional, simple, and at the same time surprising design make Kanlux AREL LED fit into each interior. Thanks to the unique structure, the panel is

AREL LED

Downlight fitting

only 9 mm thick - it is the thinnest panel available on the market

- Enclosure material: aluminum alloy
- Lampshade material: PMMA



AREL LED DO 6W



AREL LED DL 6W



AREL LED DO 10W



AREL LED DL 10W



AREL LED DO 14W



AREL LED DL 14W



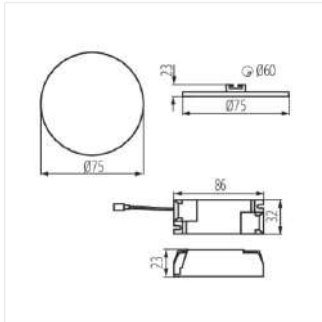
AREL LED DO 20W



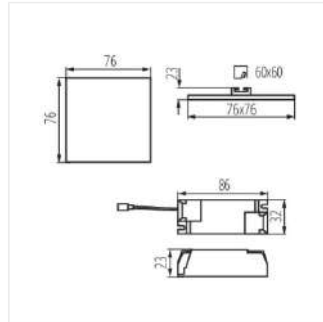
AREL LED DL 20W

AREL LED

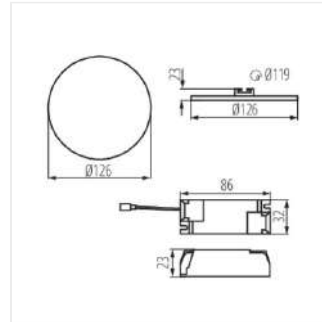
Downlight fitting



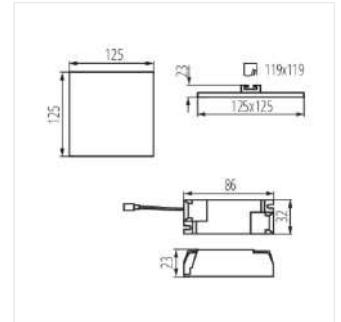
AREL LED DO 6W



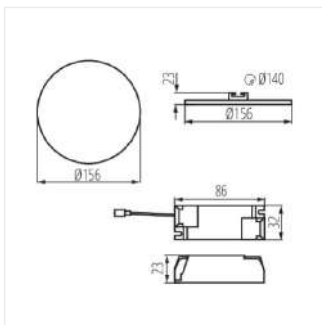
AREL LED DL 6W



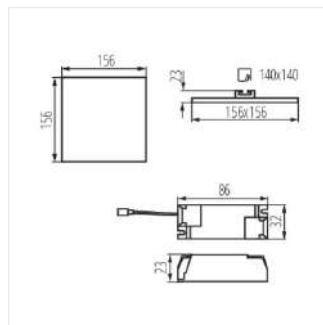
AREL LED DO 10W



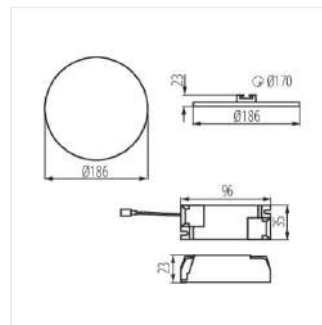
AREL LED DL 10W



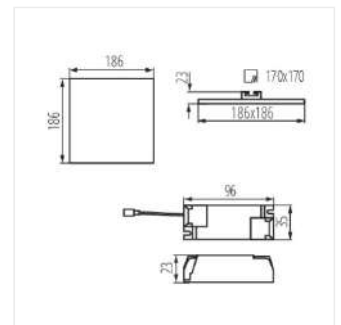
AREL LED DO 14W



AREL LED DL 14W



AREL LED DO 20W



AREL LED DL 20W