



G13




T8 LED GLASSv3



IC Driver



PF > 0.9
high

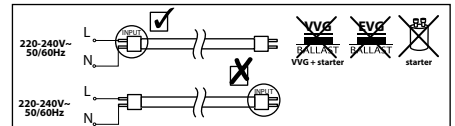
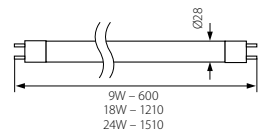


140lm
W


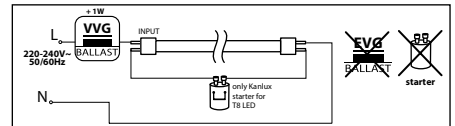


GLASS


TUBE



OR



T8 LED GLASSv3 9W NW



T8 LED GLASSv3 24W NW



Kanlux



kWh/1000h

Model	Part No.	Power [W]	Tc [K]	Light [lm]	kWh/1000h
T8 LED GLASSv3 9W-NW	26062	9	4000	1260	9
T8 LED GLASSv3 9W-CW	26063	9	6500	1260	9
T8 LED GLASSv3 18W-NW	26064	18	4000	2520	18
T8 LED GLASSv3 18W-CW	26065	18	6500	2520	18
T8 LED GLASSv3 24W-NW	26066	24	4000	3360	24
T8 LED GLASSv3 24W-CW	26067	24	6500	3360	24